

Extremely high-quality-built, shallow draft, monohull Fast Offshore Crew Supply Vessel for transportation of 24 pax with 3 crew. Fitted with a Seakeeper M35000 gyro stabilizer for unprecedented seakeeping capabilities, and triple waterjet propulsion to easily reach a top speed of 30 knots. The spacious 65 m² and 1.5 t/m² aft deck allows for the transport of a 20-foot container (max 10 tonnes load) and is fitted with a fixed MOB device for safe emergency retrievals. The front 20 m² deck allows for safe transfer of offshore personnel to wind turbines and offshore structures. Truly a masterpiece of a vessel, ready for operations.

General

Builder	Neptune Shipyards, the Netherlands
Built	2014
Material	Full aluminium
Flag	Netherlands
Classification	Bureau Veritas
Notation	High Speed Craft CAT A, sea area 3

Dimensions

LOA	31.30 m.
Beam	7.40 m.
Depth	3.45 m.
Draft	1.30 m. at half load
Tonnage	Gross 159
	Nett 47

Capacities

Cargo capacity	10 tonnes on aft-deck
Loading area	Fwd 20 m ²
	Aft 65 m ²
Deck load	1.3 t/m ²

Machinery

Main engines	3x Caterpillar C32 ACERT (c-rating)
Output	3x 970 kW (3.957 HP total)
Generators	2x Caterpillar C4.4
Output	100 kVA each
Propulsion	3x Rolls Royce waterjets, type AA56A3
	2x with bucket

Bow thruster	1x booster
	63 kW
Gyro stabilizer	1x Seakeeper M35000



Performance

Speed	30 knots max
Consumption	1.800 litres @ 12 hours

Deck equipment

Deck crane	Palfinger PK 12000M
	SWL 1.5 t. at 4.50 m. outreach
MOB system	1x hydraulic retrieval system at the stern

Tank capacities

Fuel oil	17 m ³
Cargo fuel	6 m ³
Fresh water	2.4 m ³
Sewage	2.3 m ³

Communication equipment

MF/HF radio	1x
VHF	2x
Portable VHF	3x
Heli VHF	1x
Inmarsat-C	1x
AIS	1x
EPIRB	1x
SART	2x

Navigation equipment

Radar	1x (x-band)
GPS navigation	yes
Echo sounder	yes
Navtex	1x
Gyro compass	yes
Magnetic	yes
Compass	
Auto pilot	yes
Electronic charts	ECDIS
Anemometer	yes

Accommodation

Cabins	1 single, 2 double (all on main deck)
Total berths	5





SIMA SHIPBROKERS
commercial vessel trading


REF: SSB-1025
FAST OFFSHORE CREW/SUPPLY VESSEL
















































































SIMA SHIPBROKERS
commercial vessel trading

REF: SSB-1025
FAST OFFSHORE CREW/SUPPLY VESSEL






SIMA SHIPBROKERS
commercial vessel trading

REF: SSB-1025
FAST OFFSHORE CREW/SUPPLY VESSEL







SIMA SHIPBROKERS
commercial vessel trading

REF: SSB-1025
FAST OFFSHORE CREW/SUPPLY VESSEL





